




# OREGON AT-A-GLANCE DISTRICT PROFILE

## Mapleton SD 32



SUPERINTENDENT: Jodi O'Mara | 10868 E Mapleton Rd, Mapleton 97453 | 541-268-4312

### Students We Serve



### DEMOGRAPHICS

American Indian/Alaska Native	
Students	1%
Teachers	0%
Asian	
Students	1%
Teachers	0%
Black/African American	
Students	0%
Teachers	0%
Hispanic/Latino	
Students	10%
Teachers	0%
Multiracial	
Students	10%
Teachers	6%
Native Hawaiian/Pacific Islander	
Students	1%
Teachers	0%
White	
Students	77%
Teachers	94%

\* Ever English Learners Languages Spoken **1**

**17%** Students with Disabilities

**85%** Required Vaccinations

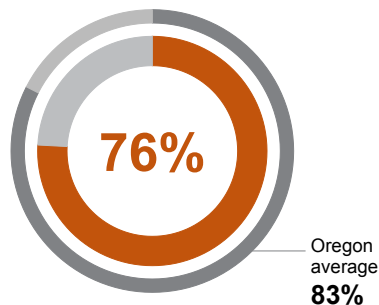
**>95%** Free/Reduced Price Lunch

\*Not enough students

### Start Strong

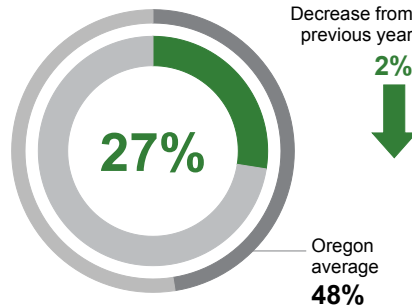
#### Grades K-2 REGULAR ATTENDERS

Students who attended more than 90% of their enrolled school days.



#### Grade 3 ENGLISH LANGUAGE ARTS

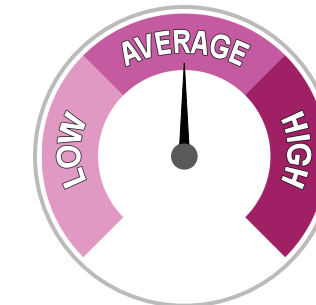
Students meeting state grade-level expectations.



### Academic Progress

#### Grades 3-8 INDIVIDUAL STUDENT PROGRESS

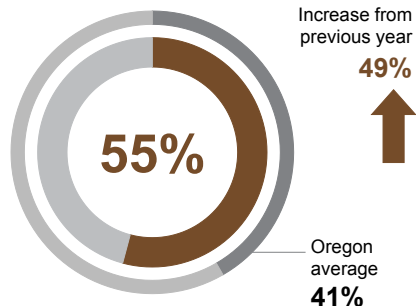
Year-to-year progress in English language arts and mathematics.



### High School Success

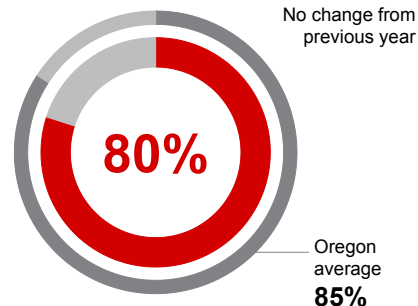
#### Grade 8 MATHEMATICS

Students meeting state grade-level expectations.



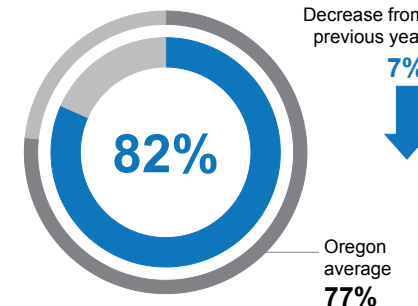
#### Grade 9 ON-TRACK TO GRADUATE

Students earning one-quarter of graduation credits in their 9th grade year.



#### Grade 12 ON-TIME GRADUATION

Students earning a diploma within four years.



### District Goals

Mapleton School District is committed to preparing all students for success. Our schools regularly evaluate academic achievement, academic growth, and graduation rates for "all students" and "subgroups" as required by the state. We also reach for goals set by the district and each school, to ensure we are doing our best to prepare each child for success. To learn more about each school's performance, please see our individual School Report Cards.

### State Goals

The Oregon Department of Education is working in partnership with school districts and local communities to ensure a 90% on-time, four year graduation rate by 2025. To progress toward this goal, the state will prioritize efforts to improve attendance, invest in implementing culturally responsive practices, and promote continuous improvement to close opportunity and achievement gaps for historically and currently underserved students.



# OREGON AT-A-GLANCE DISTRICT PROFILE CONTINUED

## Mapleton SD 32

SUPERINTENDENT: Jodi O'Mara | 10868 E Mapleton Rd, Mapleton 97453 | 541-268-4312

2017-18

### Our Staff



**2**

Administrators



**14**

Teachers



**4**

Educational assistants



**0**

Counselors



**0**

Librarians



**\$17,247**

Average per pupil spending



**Teacher Experience**

Coming in 2018-19

### Outcomes

#### Grades K-2 REGULAR ATTENDERS

American Indian/Alaska Native	Not enough students
Asian	Not enough students
Black/African American	Not enough students
Hispanic/Latino	Not enough students
Multiracial	Not enough students
Native Hawaiian/Pacific Islander	Not enough students
White	68%
Free/Reduced Price Lunch	76%
Ever English Learner	Not enough students
Students with Disabilities	Not enough students
Migrant	Not enough students
Talented and Gifted	Not enough students
Female	78%
Male	Not enough students

#### Grade 8 MATHEMATICS

American Indian/Alaska Native	Not enough students
Asian	Not enough students
Black/African American	Not enough students
Hispanic/Latino	Not enough students
Multiracial	Not enough students
Native Hawaiian/Pacific Islander	Not enough students
White	Not enough students
Free/Reduced Price Lunch	55%
Ever English Learner	Not enough students
Students with Disabilities	Not enough students
Migrant	Not enough students
Talented and Gifted	Not enough students
Female	Not enough students
Male	Not enough students

#### Grade 3 ENGLISH LANGUAGE ARTS

Not enough students
Not enough students
Not enough students
Not enough students
Not enough students
Not enough students
Not enough students
27%
Not enough students
Not enough students
Not enough students
Not enough students
Not enough students
Not enough students
Not enough students

#### Grade 9 ON-TRACK TO GRADUATE

Not enough students
Not enough students
Not enough students
Not enough students
Not enough students
Not enough students
86%
80%
Not enough students
Not enough students
Not enough students
Not enough students
Not enough students
Not enough students
Not enough students

#### Grades 3-8 INDIVIDUAL STUDENT PROGRESS

Not enough students
Not enough students
Not enough students
Not enough students
Not enough students
Not enough students
Average
Average
Coming in 2018-19
Not enough students
Coming in 2018-19
Coming in 2018-19
Coming in 2018-19
Coming in 2018-19

#### Grade 12 ON-TIME GRADUATION

100%
Not enough students
Not enough students
0%
Not enough students
Not enough students
89%
82%
0%
50%
Not enough students
Not enough students
100%
71%